

## SXH, FXH N and FXH Technical Data Low Lift Pallet Trucks

---

SXH 20/Li-Ion

FXH 20 N/Li-Ion

FXH 25 N/Li-Ion

FXH 20/Li-Ion

FXH 25/Li-Ion



SXH, FXH N and FXH Low Lift Pallet Trucks  
At home in narrow aisles

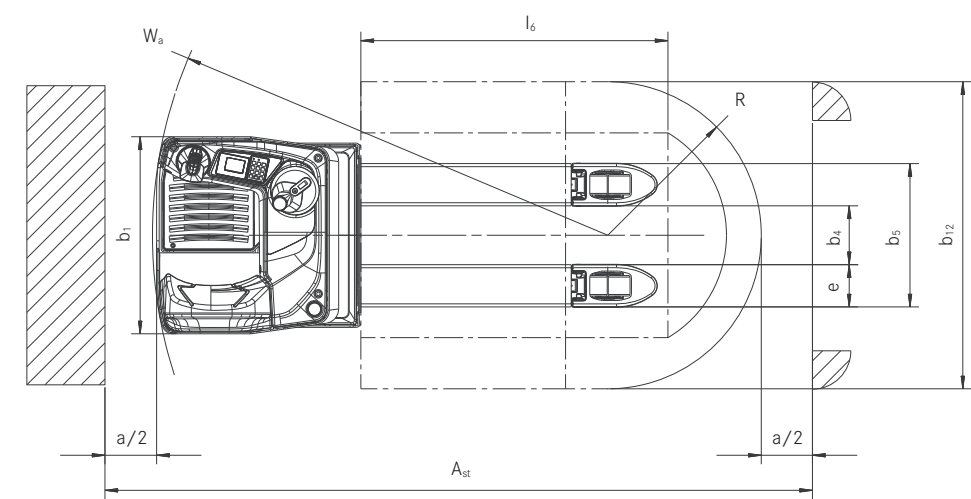
This specification sheet, which conforms to VDI guideline 2198, provides the technical values for the standard equipment only.  
Different tyres, other masts, additional equipment etc. may produce different figures.



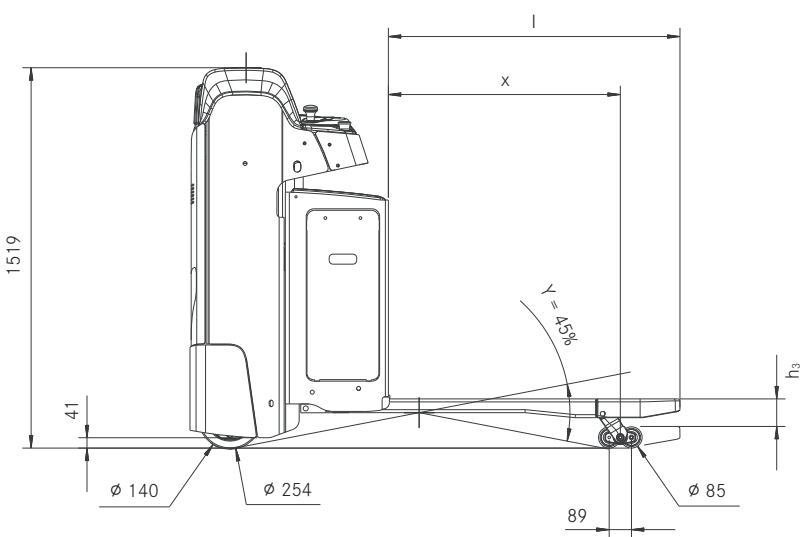
Features	1.1	Manufacturer			STILL	STILL	STILL	STILL	STILL
	1.2	Manufacturer's model designation			<b>SXH 20/Li-Ion</b>	<b>FXH 20 N/Li-Ion</b>	<b>FXH 25 N/Li-Ion</b>	<b>FXH 20/Li-Ion</b>	<b>FXH 25/Li-Ion</b>
	1.3	Drive			Electric	Electric	Electric	Electric	Electric
	1.4	Operation			Standing truck	Seated	Seated	Seated	Seated
	1.5	Nominal load	Q	kg	2000	2000	2500	2000	2500
	1.6	Load centre distance	c	mm	600	600	800	600	800
	1.8	Load distance	x	mm	965 <sup>3</sup>	965 <sup>3</sup>	1415 <sup>3</sup>	965 <sup>3</sup>	1415 <sup>3</sup>
Weights	1.9	Wheel base	y	mm	1603 <sup>3</sup>	1622 <sup>3</sup>	2072 <sup>3</sup>	1622 <sup>3</sup>	2072 <sup>3</sup>
	2.1	Service weight incl. battery		kg	848 <sup>1</sup>	889 <sup>1</sup>	968 <sup>1</sup>	997 <sup>1</sup>	1076 <sup>1</sup>
	2.2	Axle load, laden	drive end/load end	kg	1075/1773 <sup>1</sup>	1073/1816 <sup>1</sup>	1474/1994 <sup>1</sup>	1188/1828	1589/2006
Wheels/chassis	2.3	Axle load, unladen	drive end/load end	kg	672/176 <sup>1</sup>	669/220 <sup>1</sup>	748/220 <sup>1</sup>	751/246	830/246
	3.1	Tyres			Polyurethane	Polyurethane	Polyurethane	Polyurethane	Polyurethane
	3.2	Tyre size	drive end	∅ x l	mm	254 x 102	254 x 102	254 x 102	254 x 102
	3.3	Tyre size	load end	∅ x l	mm	85 x 105 (2x 85x80) <sup>2</sup>	85 x 105 (2x 85x80) <sup>2</sup>	85 x 105 (2x 85x80) <sup>2</sup>	85 x 105 (2x 85x80) <sup>2</sup>
	3.4	Support rollers size		∅ x l	mm	2x 140x50	2x 140x50	2x 140x50	2x 140x50
Dimensions	3.5	Number of wheels (x = driven)	drive end/load end			1 x+1/2 (1 x+1/4) <sup>2</sup>	1 x+1/2 (1 x+1/4) <sup>2</sup>	1 x+1/2 (1 x+1/2) <sup>2</sup>	1 x+1/2 (1 x+1/4) <sup>2</sup>
	3.6	Tread width	drive end/load end	b <sub>10/11</sub>	mm	484/395	541/395	541/395	699/395
	4.4	Lift		h <sub>3</sub>	mm	125	125	125	125
	4.8	Seat height rel. to SIP		h <sub>7</sub>	mm	–	1024	1024	1166
	4.15	Fork height lowered		h <sub>13</sub>	mm	88	88	88	88
	4.19	Total length		l <sub>1</sub>	mm	1956 <sup>1</sup>	1970 <sup>1</sup>	2420 <sup>1</sup>	2420 <sup>1</sup>
	4.20	Length including fork backs		l <sub>2</sub>	mm	800 <sup>1</sup>	820 <sup>1</sup>	820 <sup>1</sup>	820 <sup>1</sup>
	4.21	Total width		b <sub>1</sub>	mm	770	820	820	970
	4.22	Fork dimensions		s/e/l	mm	55/165/1150	55/165/1150	55/165/1600	55/165/1600
	4.25	Overall fork width		b <sub>5</sub>	mm	520/540/560/580	520/540/560/680	520/540/560/680	560
Performance data	4.32	Ground clearance, centre of wheel base		m <sub>2</sub>	mm	30	30	30	30
	4.34	Working aisle width with 800 x 1200 pallet lengthways		A <sub>st</sub>	mm	2215 <sup>1,3</sup>	2248 <sup>1,3</sup>	–	2487 <sup>1,3</sup>
	4.35	Turning radius		W <sub>a</sub>	mm	1710 (1780) <sup>3</sup>	1745 (1815) <sup>3</sup>	2190 (2260) <sup>3</sup>	1760 (1825) <sup>3</sup>
	5.1	Driving speed	laden/unladen		km/h	10/12	10/12	10/12	10/12
	5.2	Lifting speed	laden/unladen		m/s	0.036/0.043	0.039/0.048	0.024/0.033	0.039/0.048
	5.3	Lowering speed	laden/unladen		m/s	0.064/0.06	0.077/0.078	0.074/0.053	0.077/0.078
Electric engine	5.8	Max. gradeability kB 5	laden/unladen		%	15/20	15/20	12/20	17/20
	5.9	Acceleration speed (over 10 m)	laden/unladen		s	–	5.9/4.5	6.2/4.5	5.6/4.3
	5.10	Service brake				Electromagnetic	Electromagnetic	Electromagnetic	Electromagnetic
	6.1	Drive motor, rating S2 = 60 min		kW		3.0	3.0	3.0	3.0
	6.2	Lifting motor, rating S2 = 60 min		kW		1.2	1.2	1.5	1.2
	6.3	Battery according to DIN 43531/35/36 A, B, C, no				3PzS	3PzS	3PzS	3PzS
	6.4	Battery voltage/rated capacity K <sub>s</sub>		V/Ah		24/300 Li-Ion: 23/205	24/300 Li-Ion: 23/205	24/300 Li-Ion: 23/205	24/375 Li-Ion: 23/205
Mis.	6.5	Battery weight		kg		290	290	290	290
	6.6	Energy consumption according to VDI cycle		kWh/h		0.40	0.50	0.57	0.6
	6.7	Handling rate according to VDI cycle		t/h		146	144	162	148
	8.1	Transmission control				AC control	AC control	AC control	AC control
	10.7	Noise level (at operator's ear)		dB(A)		65	68	71	68
		Human vibrations: Acceleration in accordance with EN 13059		m/s <sup>2</sup>		0.74	0.5	0.5	0.4

<sup>1</sup> With 3PzS battery  
<sup>2</sup> With tandem rollers  
<sup>3</sup> Initial lift lowered

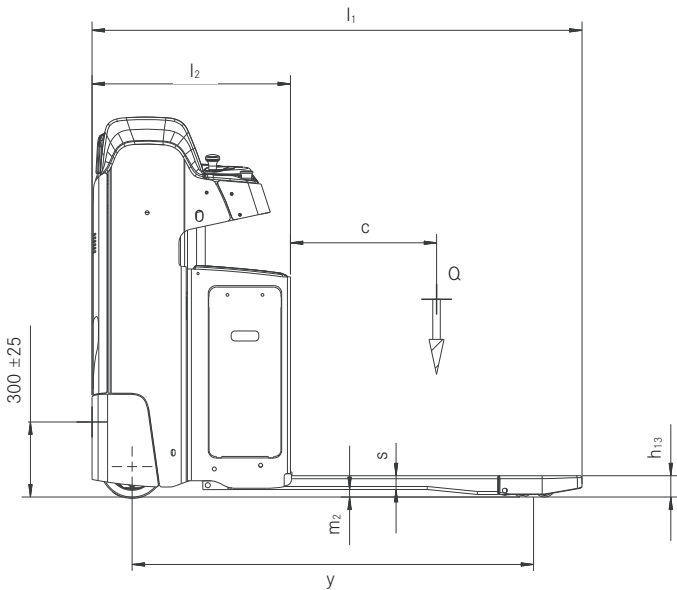
SXH Low Lift Pallet Truck  
 Technical Drawings



Top view SXH

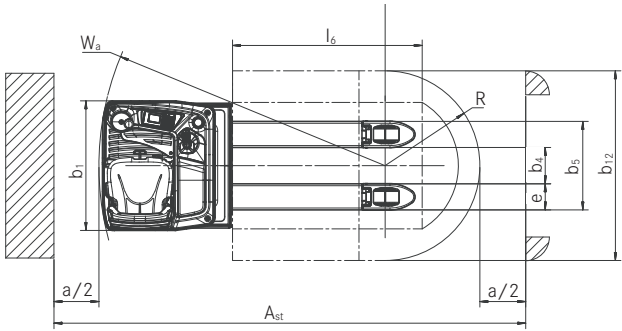


Side view SXH with initial lift raised

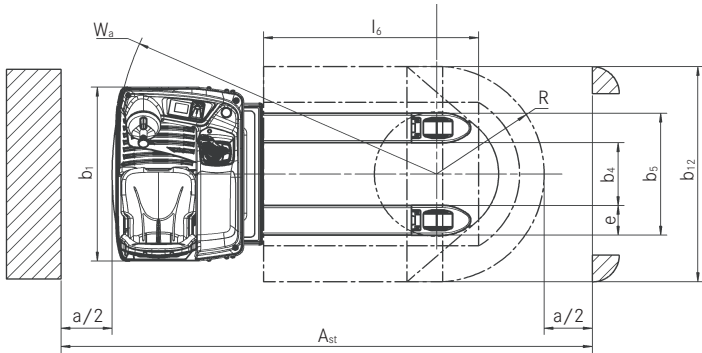


Side view SXH

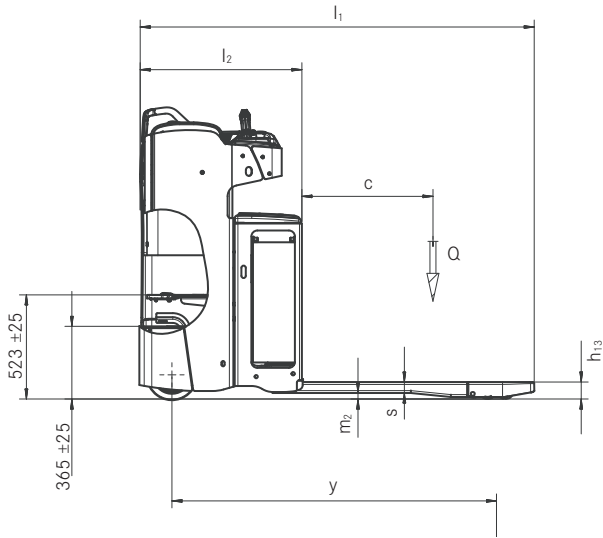
FXH N/FXH Low Lift Pallet Trucks  
 Technical Drawings



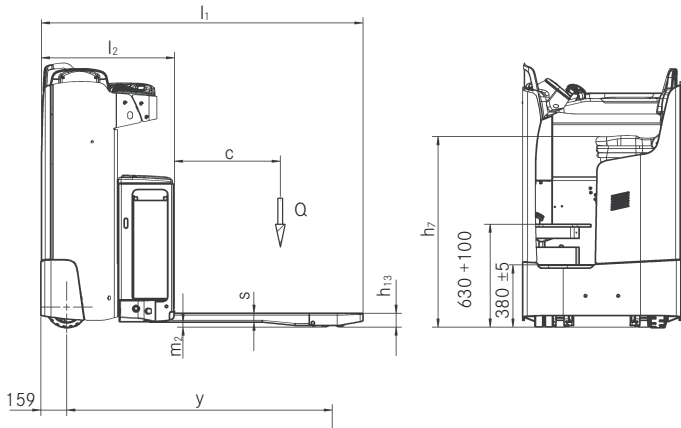
Top view FXH N



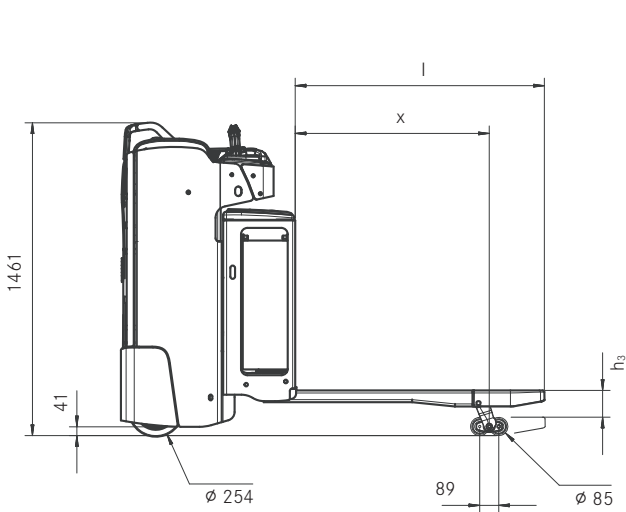
Top view FXH



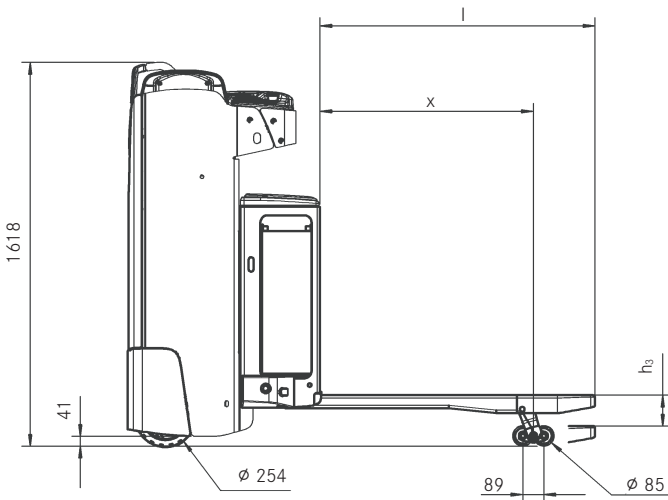
Side view FXH N



Side view FXH



Side view FXH N



Side view FXH

## SXH/FXH N Low Lift Pallet Trucks

### Detailed Photos



A comfortable backrest offers optimum stability and guarantees ergonomic operation




Suspended workplace for permanently concentrated operation



The steering wheel can optionally be positioned on the left- or right-hand side for individual adjustments



Standard joystick for fatigue-free operation: precise driving, lifting and lowering without having to change hands



Safe travel even with high loads: load backrest available, which also holds accessories



Cushioned driver's seat which can be adjusted to the driver's weight for maximum comfort



Optional Joystick 4Plus for lift, lowering and transmission control without having to change hands



Height-adjustable foot plate for individual operator adjustments

## FXH N/FXH Low Lift Pallet Trucks

### Detailed Photos



Standard lateral battery change for maximum availability and ergonomics



Optional automatic counterbalancing for uneven floors and optimised driving behaviour



Optimum view of the prongs for high handling rate



Up to 2,500 kg lifting capacity and maximum speed of 12 km/h



Maximum availability with the optional Li-Ion technology



Precision down to the base: Pedals for fast direction changes



Extra spacious driver workstation with comfort seat



Everything in view, all the time: colour display and control unit



SXH/FXH N Low Lift Pallet Trucks  
At home in narrow aisles



## SXH/FXH N Low Lift Pallet Trucks

### At home in narrow aisles

---

**Top performance:** Strong lifting capacity (2.0 t) and high speeds (up to 12 km/h)

**Maximum availability:** Battery capacity of up to 500 Ah and optional Li-ion technology

**Flexible operating concept:** Steering unit optionally on the left- or right-hand side



### SXH

---

The SXH pallet truck brings together a host of cost-effective benefits in one product. The SXH is perfect for tough applications such as loading and unloading lorries or rapid horizontal transport. It transports loads of up to 2,000 kg quickly and safely to the chosen location, and its powerful drive can handle any sprint at speeds of up to 12 km/h. Loads are incredibly easy to move even on ramps, due to the optional counterbalance for the chassis.

The SXH's strength also lies in its flexibility: The steering wheel on the driver's platform can be positioned on the right- or left-hand side so that individual operator preferences can be considered. This customisation increases safety in the warehouse, as the truck can be operated as preferred. Its compact dimensions, enabling it to be used in the smallest of spaces, the cushioned driver's operating platform and the optional lateral battery change complete the whole package and make the SXH the perfect warehouse assistant.

**Top performance:** Strong lifting capacity (2.5 t) and high speeds (up to 12 km/h)

**Maximum precision:** Joystick 4Plus and clear view of the prongs

**Comfortable ergonomics:** Height-adjustable foot plate and cushioned driver's seat for fatigue-free operation



### FXH N

---

Quick, compact and powerful – these virtues position the STILL FXH 20/25 N at the top of the low lift pallet trucks. Owing to a lifting capacity of up to 2,500 kg, which is enormous for its class, the compact powerhouse handles heavy duty applications, for example in industry. In combination with a maximum speed of 12 km/h, this results in an outstanding handling rate of up to 162 tonnes per hour. The maximum battery capacity of 500 Ah supplies more than enough energy for an entire shift. If you opt for the modern STILL Li-Ion technology and use short breaks for interim charging, the efficient

low lift pallet truck will be ready for use around the clock. With the cleverly placed colour display, the operator can always keep an eye on important truck information, such as the current battery status and the remaining operating time. It also shows the current driving programme, which can be adjusted comfortably at the touch of a button. After all, comfort is a top priority of the FXH 20/25 N: The cushioned driver's seat and the height-adjustable foot plate guarantee an ergonomically optimised driving experience regardless of the driver's stature. This ensures fatigue-free working even on longer distances.



## SXH, FXH N and FXH Low Lift Pallet Trucks

### At home in narrow aisles

Optimum comfort due to the extra spacious driver workstation with comfort seat

Maximum availability with battery capacities of up to 620 Ah and Li-Ion technology

Top performance: Strong lifting capacity (2.5 t) and high speed of up to 12 km/h



#### FXH

There is no other low lift pallet truck more spacious than this – thanks to a width of 970 mm. The sprung comfort seat and adjustable foot plate guarantee fatigue-free operation. A maximum lifting capacity of up to 2,500 kg in combination with a speed of up to 12 km/h catapults the FXH to the top of the pallet trucks. The FXH not only reaches a handling rate of up to 177 tonnes per hour but simply glides over uneven surfaces with its optional counterbalance. Multiple shifts are handled with ease thanks to a maximum battery capacity of 620 Ah and optional Li-Ion technology. Single or dual pedals enable quick and

easy transport of loads with high precision. Lifting is operated with the standard Joystick 4Plus without the need to keep changing hands. Operators can keep an eye on the most important information at all times with the colour display and control unit, which not only displays the direction of travel, battery status and time, but also informs operators of upcoming service dates. The automatic speed reduction when cornering and the standard lateral battery change guarantee maximum safety.

### Extensive Equipment

#### Power

- Effective handling of goods: Speed of up to 12 km/h and a lifting capacity of up to 2,500 kg
- Enough power for multiple shifts: High battery capacity of up to 620 Ah
- Safe transport of goods due to the robust chassis with optional counterbalance
- Always available: The powerful Li-Ion battery allows for quick and easy interim charging
- The right driving programme for all situations: ECO, BOOST or Blue-Q – from maximum handling rate to highest efficiency

#### Precision

- Precise handling of all functions with the joystick without having to keep changing hands
- Fatigue-free operation: Precise and intuitive electrical steering unit
- Compact and agile: Works effortlessly in confined spaces and narrow aisles
- Sensitive and intuitive operation with the Joystick 4Plus in the rider seated low lift pallet truck
- Precision down to the base: Pedals for fast direction changes on the FXH 20/25
- Everything in view, all the time: Display shows battery status, date and time

#### Ergonomics

- Cushioned foot plate on the SXH reduces impact when driving over uneven surfaces
- Maximum operator comfort thanks to height-adjustable foot plate on the seated truck
- All functions can be easily operated with the joystick without having to change hands

- Ergonomically flexible operating concept for the SXH and FXH: Steering wheel optionally positioned on the left- or right-hand side; steering knob only on the left-hand side
- Always in use: Easy access to maintenance points and quick lateral battery change
- Spacious driver workstation with extra wide comfort seat on the FXH 20/25

#### Compactness

- High pallet reloading rate: Flexible application options thanks to the compact dimensions
- At home in every aisle: Truck widths of 770 mm, 820 mm or 970 mm to choose from

#### Safety

- High cornering safety: Curve Speed Control automatically adapts speed to the steering angle when cornering
- High stability on uneven surfaces owing to the optional automatic counterbalance
- Safe to get into thanks to the large step, handle and low entrance
- Versatile, flexible access control with FleetManager 4.x

#### Environmental Responsibility

- Energy savings of up to seven percent at the touch of a button with no loss of performance: Blue-Q efficiency mode
- Low operating costs: Low energy consumption and long maintenance intervals
- Low noise emissions due to extremely quiet drive and lifting motor
- Recyclable: Over 95 percent of all installed materials are recyclable

# SXH, FXH N and FXH Low Lift Pallet Trucks

## Equipment Variants



		SXH 20	FXH 20 N	FXH 25 N	FXH 20	FXH 25
General	Cushioned driver's seat	—	●	●	●	●
	Height-adjustable foot plate	—	●	●	●	●
	Cushioned foot plate	●	—	—	—	—
	Colour display and control unit	●	●	●	●	●
	Integrated storage option	●	●	●	●	●
	Fully electric steering	●	●	●	●	●
	Fully electric steering with reversing function	○	○	○	○	○
	Hydraulic operation via fixed joystick	●	●	●	—	—
	Hydraulic operation via Joystick 4Plus	—	○	○	●	●
	Driving with single pedal	—	—	—	○	○
	Driving with dual pedal	—	—	—	○	○
	Steering on the right-hand side	○	—	—	—	—
	Steering knob on the left-hand side	○	○	○	—	—
	High-performance AC drive motor	●	●	●	●	●
	Various fork lengths	○	○	○	○	○
	Cold store variant	○	○	○	○	○
	Accessory rods on the right- or left-hand side or on both sides	○	○	○	○	○
	DIN A4 writing surface	○	○	○	○	○
	Preparation for data terminal	○	○	○	○	○
	Data transfer via Bluetooth or GPRS	○	○	○	○	○
Tyres	Low entry and handle	●	●	●	●	●
	Initial lift	●	●	●	●	●
	Load rollers, polyurethane, single	●	●	●	●	●
	Load rollers, polyurethane, tandem	○	○	○	○	○
	Load rollers, polyurethane, tandem, lubricated	○	○	○	○	○
	Drive wheel, polyurethane, single	●	●	●	●	●
	Drive wheel, polyurethane, profiled	○	○	○	○	○
	Drive wheel, polyurethane, soft	○	○	○	○	○
	Drive wheel, solid rubber	○	○	○	○	○
	Drive wheel, solid rubber, profiled	○	○	○	○	○
Safety	Automatic counterbalancing	○	○	○	○	○
	Access authorisation (key)	●	●	●	●	●
	Access authorisation (digicode)	○	○	○	○	○
	FleetManager access authorisation (digicode)	○	○	○	○	○
	FleetManager access authorisation (STILL chip/customer card/customer chip)	○	○	○	○	○
	FleetManager: shock detection	○	○	○	○	○
	Curve Speed Control: Speed reduction when driving around corners	●	●	●	●	●
	Speed reduction when forks are lowered	○	○	○	○	○
	Speed limited to 8 km/h	○	○	○	○	○
	Speed limited to 10 km/h	○	○	○	○	○
Battery	Load backrest	○	○	○	○	○
	Lateral battery change with roller conveyor	○	●	●	●	●
	Battery compartment for battery up to 375 Ah	●	●	●	●	●
	Battery compartment for battery up to 500 Ah	○	○	○	○	○
	Battery compartment for battery up to 620 Ah	—	—	—	○	○
	205 Ah Li-Ion battery	○	○	○	○	○
	410 Ah Li-Ion battery	○	○	○	○	○

● Standard ○ Option — Not available



#### Matriz San Luis Potosí

Carretera Federal 57 Km183 #950 C.P. 78420,  
San Luis Potosí. S.L.P.  
Tel: 444 738 01 07 al 10



#### Sucursales y puntos de servicio y venta

- Guadalajara, Jal.
- Toluca, Edo Mex.
- Monterrey, N.L.
- Aguascalientes, Ags.
- Puebla, Pue.
- Querétaro, Qro.
- Celaya, Gto.
- Silao / Irapuato / León
- Saltillo Coah.
- Tlalnepantla, Edo. Mex.
- San José Chiapa, Pue.
- Lagos de Moreno.
- Matehuala, SLP.
- San Miguel Allende, Gto.
- Cuautitlán Izcalli, Edo Mex.

[info@still.de](mailto:info@still.de)

STILL is certified in the following  
areas: Quality management,  
occupational safety environmental  
protection and energy management

